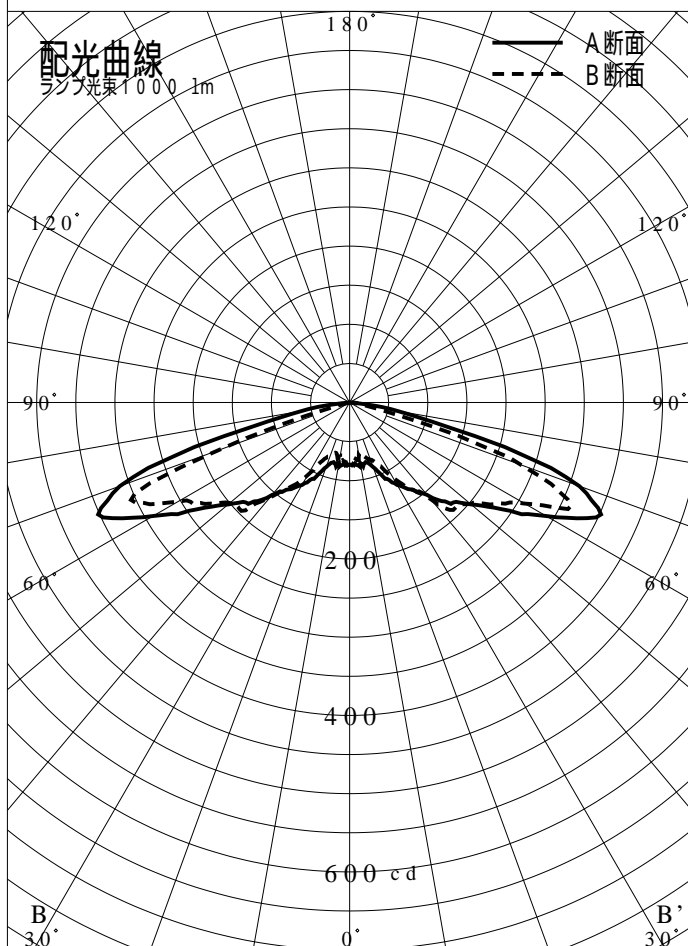
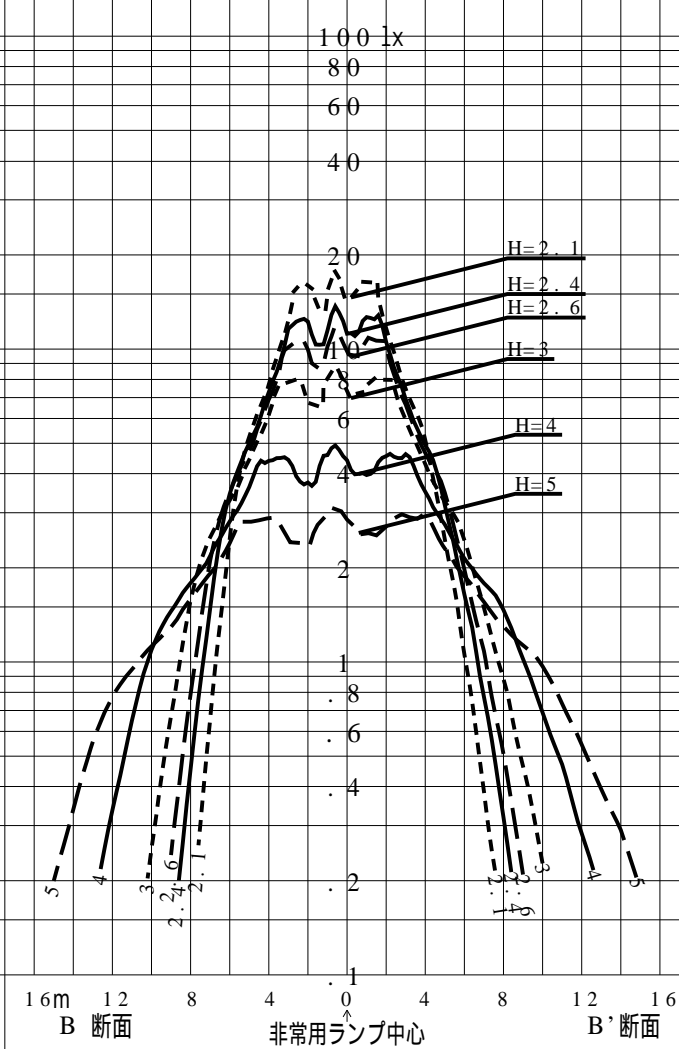
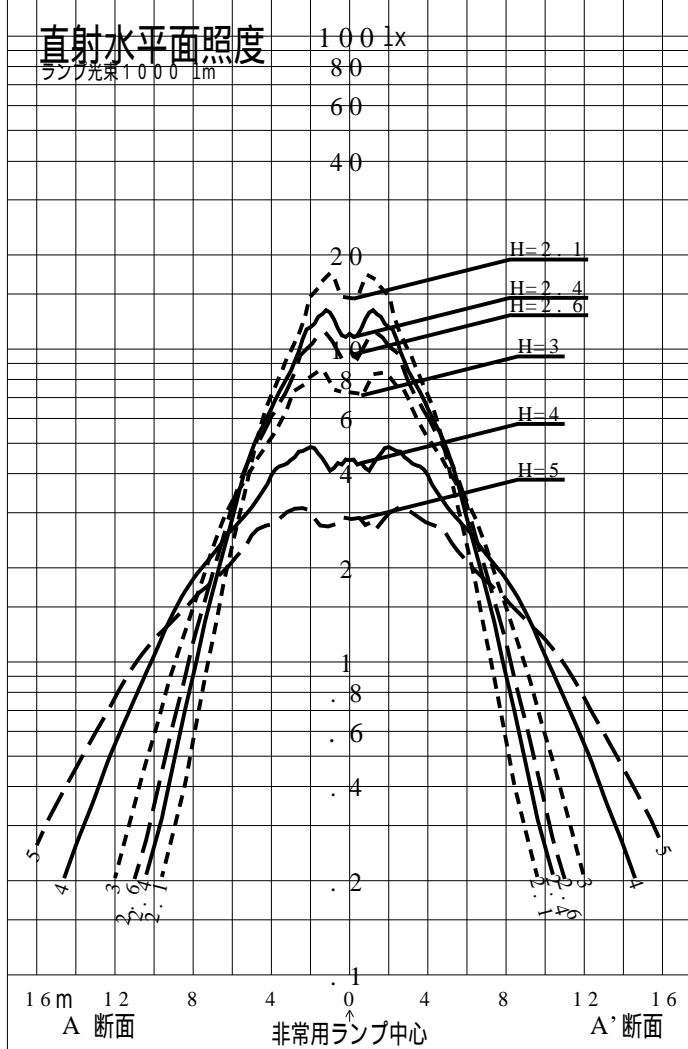


非常用照明器具特性



| | | | |
|--------------|-----------------|-------|-------|
| 品番 | XLG4 2 1 VGN | | |
| 名称 | | | |
| 光源 | LED5000/98/660 | | |
| 管理番号 | K0151414(6)DO1 | | |
| 光束 | 660mm x 1.00 | | |
| 保守率 | 0.88 | | |
| 適用品番 | 設計照度Eを得るための読取照度 | | |
| | E=2.0 | E=1.0 | E=0.5 |
| XLG4 2 1 VGN | 3.4 | 1.7 | 0.9 |
| 備考 | 非常点灯時の照度(30分後) | | |



| | | | | | |
|------|-----------------|--|--|----|-----------------|
| 品番 | XLG4 2 1 VGN | | | | |
| 名称 | | | | | |
| 光源 | LED5000/98/660 | | | | |
| 管理番号 | K0151414(6)DO 1 | | | | |
| 光束 | 660.0 1m * 1.00 | | | 備考 | 非常点灯時の照度 (30分後) |
| 保守率 | 0.88 | | | | |

非常灯配置表

| | | | | | | | | | | | | | | | | | |
|-------------|-----|------|------|------|------|------|------|------|------|------|------|------|------|------|------|------|------|
| 器具取付高さ (m) | 2.1 | 2.2 | 2.3 | 2.4 | 2.5 | 2.6 | 2.7 | 2.8 | 2.9 | 3.0 | 3.1 | 3.2 | 3.3 | 3.4 | 3.5 | 3.6 | |
| 単体配置 | A1 | 5.4 | 5.5 | 5.6 | 5.7 | 5.8 | 5.8 | 5.9 | 5.9 | 5.9 | 5.8 | 5.7 | 5.6 | 5.5 | 5.4 | 5.3 | 5.1 |
| | B1 | 5.7 | 5.8 | 5.9 | 6.0 | 6.1 | 6.1 | 6.0 | 6.0 | 5.9 | 5.8 | 5.8 | 5.7 | 5.7 | 5.6 | 5.6 | 5.5 |
| | B'1 | 4.6 | 4.7 | 4.8 | 4.9 | 5.0 | 5.0 | 5.1 | 5.0 | 4.9 | 4.8 | 4.7 | 4.6 | 4.6 | 4.5 | 4.5 | 4.4 |
| 直線配置 | A2 | 12.6 | 12.9 | 13.2 | 13.5 | 13.8 | 14.1 | 14.3 | 14.5 | 14.7 | 15.0 | 15.2 | 15.5 | 15.7 | 15.9 | 16.1 | 16.2 |
| | B2 | 11.7 | 12.0 | 12.3 | 12.7 | 13.0 | 13.3 | 13.6 | 13.9 | 14.2 | 14.5 | 14.7 | 14.9 | 15.0 | 15.1 | 15.2 | 15.3 |
| 四角配置 | A4 | 11.4 | 11.7 | 11.8 | 11.9 | 12.0 | 12.2 | 12.5 | 12.7 | 13.0 | 13.1 | 13.1 | 13.4 | 13.4 | 13.6 | 13.8 | 13.9 |
| | B4 | 10.1 | 10.4 | 10.8 | 11.2 | 11.6 | 11.8 | 12.0 | 12.2 | 12.4 | 12.6 | 13.0 | 13.1 | 13.5 | 13.6 | 13.8 | 14.0 |
| 壁からの距離 (最大) | A0 | 3.9 | 3.9 | 3.8 | 3.7 | 3.7 | 3.7 | 3.7 | 3.8 | 3.9 | 3.8 | 3.6 | 3.8 | 3.6 | 3.5 | 3.6 | 3.4 |
| | B0 | 2.4 | 2.5 | 2.6 | 2.8 | 2.9 | 3.0 | 3.0 | 3.0 | 3.0 | 3.1 | 3.3 | 3.3 | 3.5 | 3.5 | 3.5 | 3.6 |

| | | | | | | | | | | | | | | | | |
|-------------|-----|------|------|------|------|------|------|------|------|------|--|--|--|--|--|--|
| 器具取付高さ (m) | 3.7 | 3.8 | 3.9 | 4.0 | 4.1 | 4.2 | 4.3 | 4.4 | 4.5 | | | | | | | |
| 単体配置 | A1 | 5.0 | 4.8 | 4.7 | 4.6 | 4.5 | 4.4 | 4.3 | ---- | ---- | | | | | | |
| | B1 | 5.4 | 5.3 | 5.3 | 5.2 | 5.2 | 1.7 | 1.6 | ---- | ---- | | | | | | |
| | B'1 | 4.3 | 4.2 | 4.2 | 4.1 | 4.0 | 4.0 | 3.9 | ---- | ---- | | | | | | |
| 直線配置 | A2 | 16.3 | 16.3 | 16.3 | 16.3 | 16.3 | 16.3 | 16.2 | 16.0 | 14.5 | | | | | | |
| | B2 | 15.3 | 15.4 | 15.4 | 15.3 | 15.2 | 15.1 | 14.8 | 14.1 | 13.4 | | | | | | |
| 四角配置 | A4 | 14.2 | 14.2 | 14.5 | 14.6 | 15.0 | 15.2 | 15.4 | 15.4 | 14.5 | | | | | | |
| | B4 | 14.1 | 14.4 | 14.4 | 14.6 | 14.5 | 14.6 | 14.7 | 14.1 | 13.4 | | | | | | |
| 壁からの距離 (最大) | A0 | 3.5 | 3.3 | 3.4 | 3.0 | 3.2 | 3.0 | 2.7 | 1.0 | 1.0 | | | | | | |
| | B0 | 3.5 | 3.6 | 3.4 | 3.4 | 3.1 | 1.7 | 1.6 | 1.0 | 1.0 | | | | | | |

| | | | | | | | | | | | | | | | | |
|-------------|--|--|--|--|--|--|--|--|--|--|--|--|--|--|--|--|
| 器具取付高さ (m) | | | | | | | | | | | | | | | | |
| 単体配置 | | | | | | | | | | | | | | | | |
| | | | | | | | | | | | | | | | | |
| 直線配置 | | | | | | | | | | | | | | | | |
| 四角配置 | | | | | | | | | | | | | | | | |
| 壁からの距離 (最大) | | | | | | | | | | | | | | | | |
| | | | | | | | | | | | | | | | | |