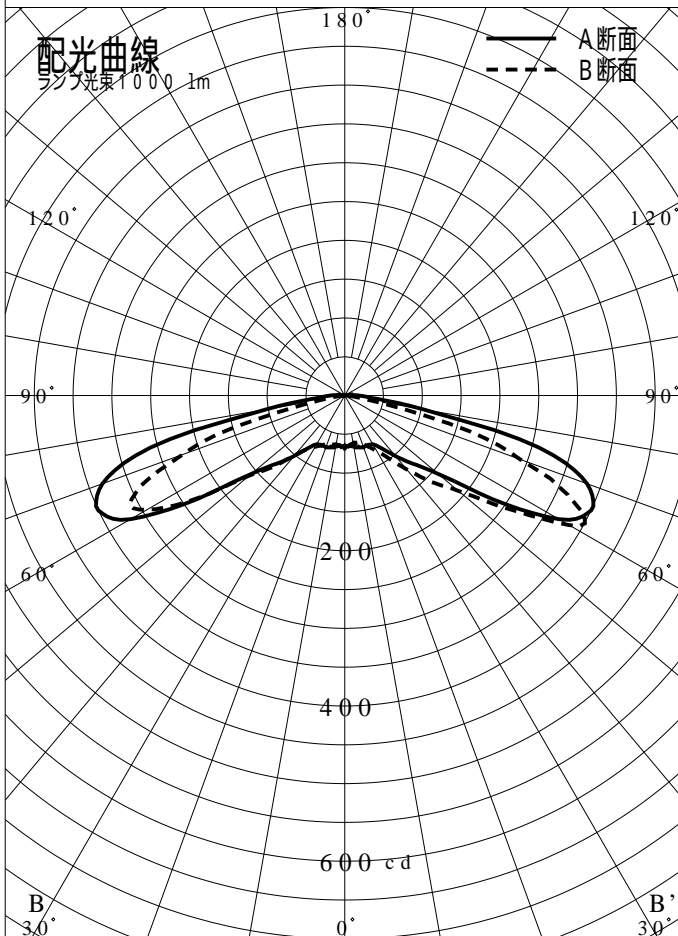
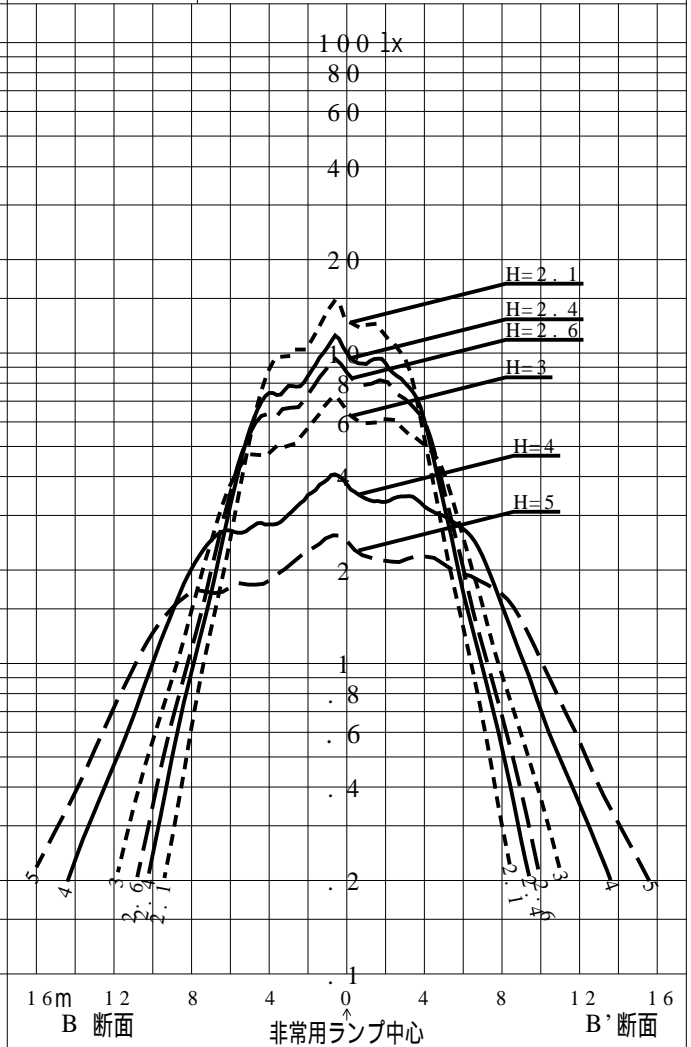
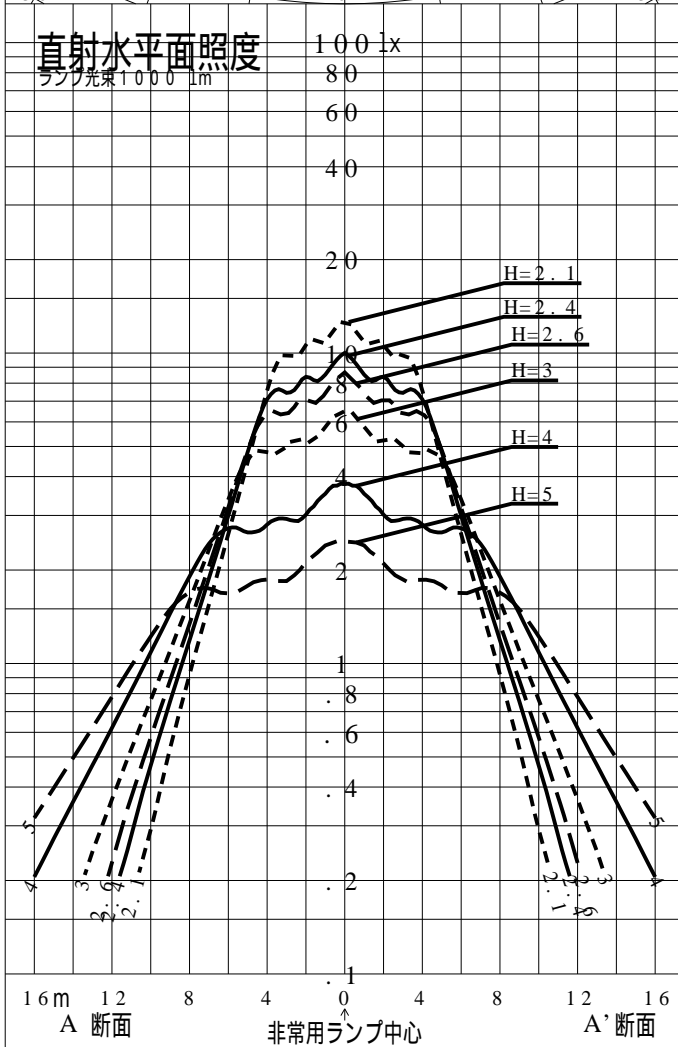


# 非常用照明器具特性



|               |                     |         |         |
|---------------|---------------------|---------|---------|
| 品番            | XLG4 6 2 AGNJ       |         |         |
| 名称            |                     |         |         |
| 光源            | LED5 000 / 98 / 905 |         |         |
| 管理番号          | K0176560(0)DR1      |         |         |
| 光束            | 9051m x 1.00        |         |         |
| 保守率           | 0.93                |         |         |
| 適用品番          | 設計照度Eを得るための読取照度     |         |         |
|               | E = 2.0             | E = 1.0 | E = 0.5 |
| XLG4 6 2 AGNJ | 2.4                 | 1.2     | 0.6     |
| 備考            | 非常点灯時の照度 ( 30 分後)   |         |         |



|      |                  |  |  |    |                 |
|------|------------------|--|--|----|-----------------|
| 品番   | XLG462AGNJ       |  |  |    |                 |
| 名称   |                  |  |  |    |                 |
| 光源   | LED5000/98/905   |  |  |    |                 |
| 管理番号 | K0176560( 0)DR 1 |  |  |    |                 |
| 光束   | 905.0 1m * 1.00  |  |  | 備考 | 非常点灯時の照度 (30分後) |
| 保守率  | 0.93             |  |  |    |                 |

非常灯配置表

|             |     |      |      |      |      |      |      |      |      |      |      |      |      |      |      |      |      |
|-------------|-----|------|------|------|------|------|------|------|------|------|------|------|------|------|------|------|------|
| 器具取付高さ (m)  |     | 2.1  | 2.2  | 2.3  | 2.4  | 2.5  | 2.6  | 2.7  | 2.8  | 2.9  | 3.0  | 3.1  | 3.2  | 3.3  | 3.4  | 3.5  | 3.6  |
| 単体配置        | A1  | 6.2  | 6.3  | 6.4  | 6.5  | 6.6  | 6.7  | 6.8  | 6.8  | 6.9  | 7.0  | 7.0  | 7.1  | 7.1  | 7.2  | 7.2  | 7.2  |
|             | B1  | 6.1  | 6.2  | 6.4  | 6.5  | 6.6  | 6.7  | 6.8  | 6.9  | 7.0  | 7.1  | 7.2  | 7.2  | 7.3  | 7.4  | 7.4  | 7.4  |
|             | B'1 | 5.1  | 5.2  | 5.4  | 5.5  | 5.6  | 5.8  | 5.9  | 6.0  | 6.1  | 6.2  | 6.2  | 6.3  | 6.4  | 6.5  | 6.6  | 6.6  |
| 直線配置        | A2  | 14.9 | 15.2 | 15.6 | 15.9 | 16.2 | 16.4 | 16.7 | 17.0 | 17.2 | 17.4 | 17.7 | 17.9 | 18.1 | 18.3 | 18.4 | 18.6 |
|             | B2  | 13.2 | 13.5 | 13.9 | 14.2 | 14.5 | 14.7 | 15.0 | 15.3 | 15.6 | 15.8 | 16.1 | 16.4 | 16.6 | 16.9 | 17.1 | 17.4 |
| 四角配置        | A4  | 13.4 | 13.8 | 14.0 | 14.3 | 14.6 | 15.0 | 15.3 | 15.6 | 15.8 | 16.2 | 16.5 | 16.6 | 16.9 | 17.0 | 17.3 | 17.4 |
|             | B4  | 11.2 | 11.5 | 11.8 | 12.1 | 12.4 | 12.6 | 12.9 | 13.1 | 13.4 | 13.5 | 13.7 | 14.1 | 14.3 | 14.6 | 14.8 | 15.0 |
| 壁からの距離 (最大) | A0  | 4.4  | 4.6  | 4.5  | 4.6  | 4.6  | 4.8  | 4.9  | 4.9  | 4.9  | 5.1  | 5.2  | 5.2  | 5.2  | 5.2  | 5.2  | 5.2  |
|             | B0  | 3.1  | 3.1  | 3.2  | 3.3  | 3.3  | 3.3  | 3.3  | 3.3  | 3.3  | 3.2  | 3.1  | 3.3  | 3.3  | 3.3  | 3.2  | 3.2  |

|             |     |      |      |      |      |      |      |      |      |      |      |  |  |  |  |  |  |
|-------------|-----|------|------|------|------|------|------|------|------|------|------|--|--|--|--|--|--|
| 器具取付高さ (m)  |     | 3.7  | 3.8  | 3.9  | 4.0  | 4.1  | 4.2  | 4.3  | 4.4  | 4.5  | 5.0  |  |  |  |  |  |  |
| 単体配置        | A1  | 7.2  | 7.2  | 7.2  | 7.2  | 7.1  | 6.9  | 4.5  | 4.2  | 2.4  | ---- |  |  |  |  |  |  |
|             | B1  | 7.5  | 7.4  | 7.4  | 7.3  | 7.2  | 7.0  | 5.3  | 3.7  | 3.4  | ---- |  |  |  |  |  |  |
|             | B'1 | 6.7  | 6.7  | 6.8  | 6.8  | 6.8  | 6.7  | 6.5  | 6.1  | 5.7  | ---- |  |  |  |  |  |  |
| 直線配置        | A2  | 18.8 | 18.9 | 19.1 | 19.2 | 19.3 | 19.5 | 19.6 | 19.7 | 19.8 | 16.5 |  |  |  |  |  |  |
|             | B2  | 17.6 | 17.8 | 18.0 | 18.2 | 18.4 | 18.6 | 18.8 | 18.9 | 19.1 | 16.2 |  |  |  |  |  |  |
| 四角配置        | A4  | 17.7 | 17.8 | 18.1 | 18.2 | 18.5 | 18.6 | 18.8 | 19.0 | 19.0 | 16.5 |  |  |  |  |  |  |
|             | B4  | 15.2 | 15.5 | 15.6 | 15.9 | 16.0 | 16.2 | 16.4 | 16.5 | 16.9 | 16.2 |  |  |  |  |  |  |
| 壁からの距離 (最大) | A0  | 5.2  | 5.3  | 5.3  | 5.3  | 5.3  | 5.2  | 4.3  | 3.9  | 2.7  | 1.0  |  |  |  |  |  |  |
|             | B0  | 3.2  | 3.1  | 3.0  | 3.0  | 2.8  | 2.7  | 2.8  | 2.5  | 2.3  | 1.0  |  |  |  |  |  |  |

|             |  |  |  |  |  |  |  |  |  |  |  |  |  |  |  |  |  |
|-------------|--|--|--|--|--|--|--|--|--|--|--|--|--|--|--|--|--|
| 器具取付高さ (m)  |  |  |  |  |  |  |  |  |  |  |  |  |  |  |  |  |  |
| 単体配置        |  |  |  |  |  |  |  |  |  |  |  |  |  |  |  |  |  |
|             |  |  |  |  |  |  |  |  |  |  |  |  |  |  |  |  |  |
|             |  |  |  |  |  |  |  |  |  |  |  |  |  |  |  |  |  |
| 直線配置        |  |  |  |  |  |  |  |  |  |  |  |  |  |  |  |  |  |
| 四角配置        |  |  |  |  |  |  |  |  |  |  |  |  |  |  |  |  |  |
| 壁からの距離 (最大) |  |  |  |  |  |  |  |  |  |  |  |  |  |  |  |  |  |
|             |  |  |  |  |  |  |  |  |  |  |  |  |  |  |  |  |  |