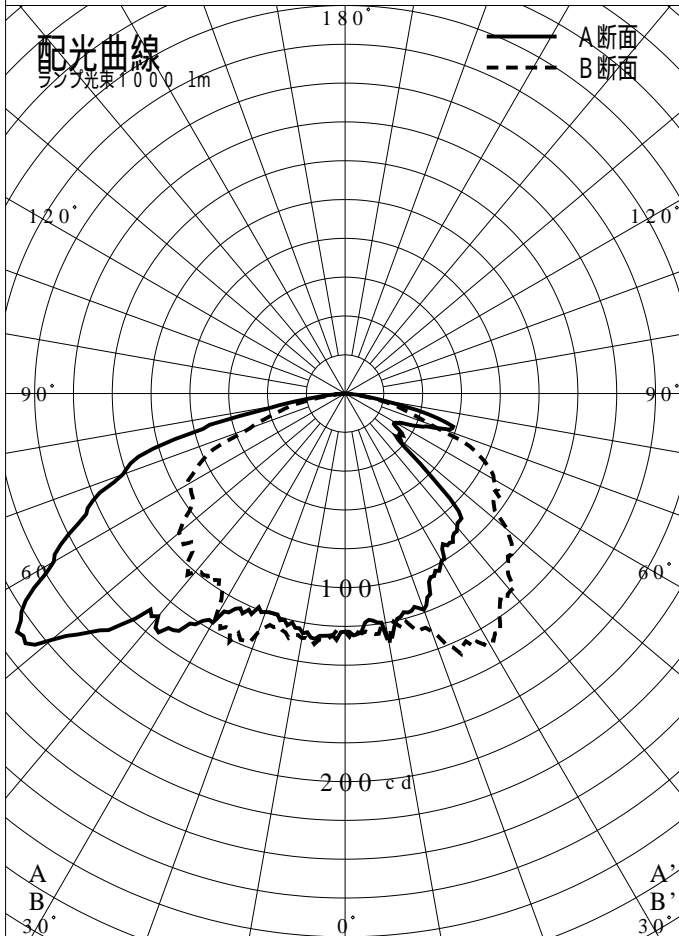
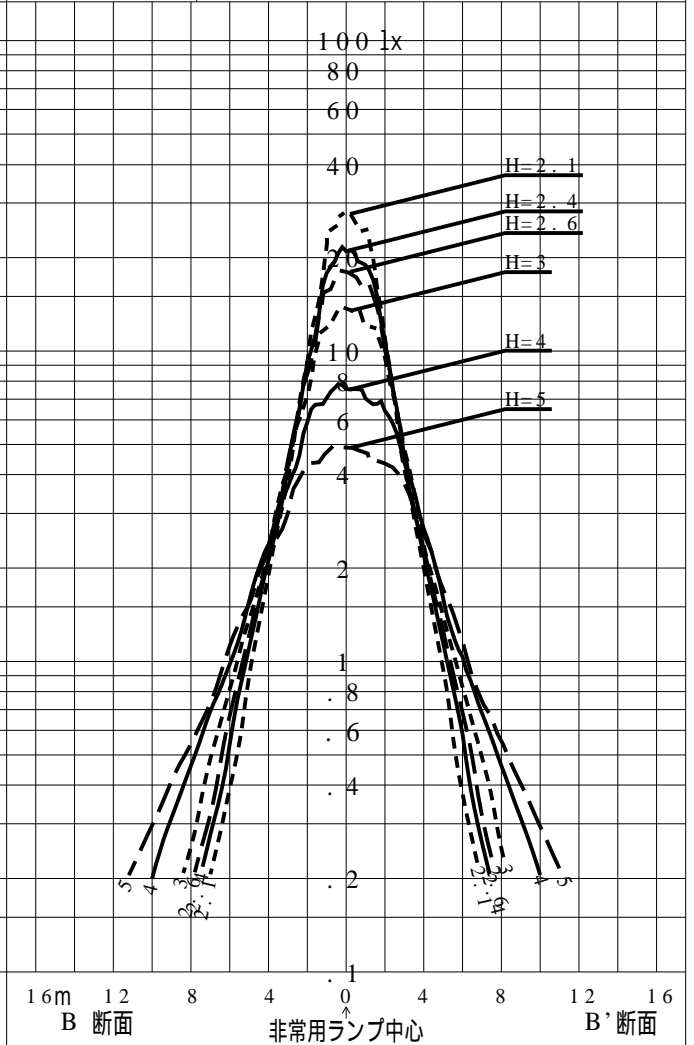
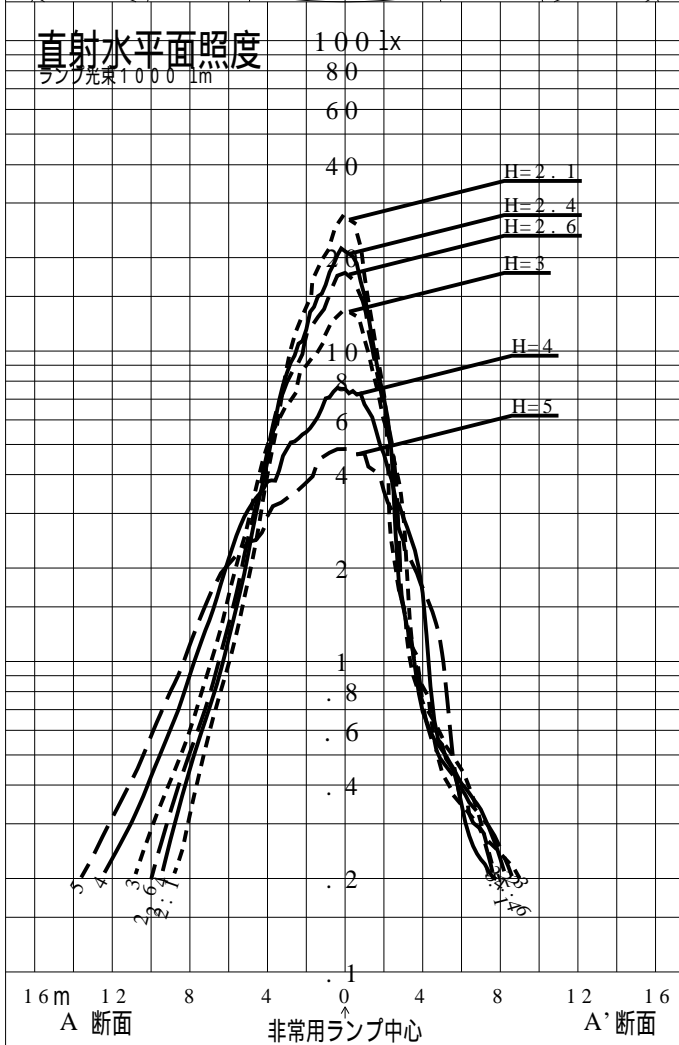


# 非常用照明器具特性



|           |                 |         |          |
|-----------|-----------------|---------|----------|
| 品番        | NDG10800S       |         |          |
| 名称        | 非常用白熱灯組込型       |         |          |
| 光源        | LDS100V36W.C.K  |         |          |
| 管理番号      | K0156030(2)DY1  |         |          |
| 光束        | 500mm x 0.70    |         |          |
| 保守率       | 0.81            |         |          |
| 適用品番      | 設計照度Eを得るための読取照度 |         |          |
|           | E = 1.0         | E = 0.5 | E = 0.25 |
| NDG10800S | 3.5             | 1.8     | 0.9      |
| 備考        | 非常点灯時の照度 (      |         |          |



|      |                 |  |  |    |            |
|------|-----------------|--|--|----|------------|
| 品番   | NDG10800S       |  |  |    |            |
| 名称   |                 |  |  |    |            |
| 光源   | LDS100V36W.C.K  |  |  |    |            |
| 管理番号 | K0156030(2)DY 1 |  |  |    |            |
| 光束   | 500.0 1m * 0.70 |  |  | 備考 | 非常点灯時の照度 ( |
| 保守率  | 0.81            |  |  |    |            |

非常灯配置表

|             |     |     |     |     |     |     |     |     |     |     |     |     |     |     |     |     |     |
|-------------|-----|-----|-----|-----|-----|-----|-----|-----|-----|-----|-----|-----|-----|-----|-----|-----|-----|
| 器具取付高さ (m)  |     | 2.1 | 2.2 | 2.3 | 2.4 | 2.5 | 2.6 | 2.7 | 2.8 | 2.9 | 3.0 | 3.1 | 3.2 | 3.3 | 3.4 | 3.5 | 3.6 |
| 単体配置        | A1  | 4.2 | 4.2 | 4.3 | 4.4 | 4.4 | 4.4 | 4.5 | 4.6 | 4.6 | 4.7 | 4.7 | 4.7 | 4.8 | 4.8 | 4.8 | 4.8 |
|             | A'1 | 2.3 | 2.4 | 2.4 | 2.5 | 2.6 | 2.7 | 2.7 | 2.8 | 2.8 | 2.9 | 2.9 | 2.9 | 2.9 | 2.9 | 2.8 | 2.8 |
|             | B1  | 3.1 | 3.2 | 3.2 | 3.2 | 3.3 | 3.3 | 3.3 | 3.4 | 3.4 | 3.4 | 3.4 | 3.4 | 3.4 | 3.3 | 3.3 | 3.3 |
|             | B'1 | 3.3 | 3.3 | 3.3 | 3.3 | 3.3 | 3.4 | 3.4 | 3.5 | 3.5 | 3.5 | 3.5 | 3.5 | 3.5 | 3.5 | 3.5 | 3.5 |
| 直線配置        | A2  | 5.9 | 6.1 | 6.8 | 7.0 | 7.2 | 7.4 | 7.5 | 7.2 | 7.3 | 7.4 | 7.5 | 7.6 | 7.6 | 7.6 | 7.6 | 7.6 |
|             | B2  | 7.6 | 7.7 | 7.9 | 7.9 | 8.0 | 8.0 | 8.1 | 8.3 | 8.3 | 8.4 | 8.5 | 8.5 | 8.6 | 8.6 | 8.6 | 8.7 |
| 四角配置        | A4  | 5.5 | 5.6 | 5.7 | 6.1 | 6.2 | 6.4 | 6.4 | 6.7 | 6.4 | 6.7 | 6.4 | 6.7 | 6.6 | 6.8 | 7.0 | 7.4 |
|             | B4  | 7.0 | 7.1 | 7.0 | 6.8 | 6.8 | 6.8 | 7.0 | 6.8 | 7.3 | 7.2 | 7.7 | 7.6 | 7.9 | 7.8 | 7.7 | 7.5 |
| 壁からの距離 (最大) | A0  | 1.3 | 1.4 | 1.5 | 1.7 | 1.8 | 1.9 | 1.9 | 2.1 | 2.0 | 2.2 | 1.2 | 1.2 | 1.2 | 1.4 | 1.7 | 2.2 |
|             | B0  | 1.3 | 1.3 | 1.4 | 1.3 | 1.3 | 1.3 | 1.5 | 1.3 | 2.0 | 1.7 | 2.2 | 2.1 | 2.2 | 2.1 | 2.0 | 1.4 |

|             |     |     |     |     |     |     |     |     |     |     |     |     |  |  |  |  |  |
|-------------|-----|-----|-----|-----|-----|-----|-----|-----|-----|-----|-----|-----|--|--|--|--|--|
| 器具取付高さ (m)  |     | 3.7 | 3.8 | 3.9 | 4.0 | 4.1 | 4.2 | 4.3 | 4.4 | 4.5 | 5.0 | 5.5 |  |  |  |  |  |
| 単体配置        | A1  | 4.7 | 4.6 | 4.5 | 4.4 | 4.2 | 3.8 | 3.7 | 3.7 | 3.7 | 2.6 | 1.7 |  |  |  |  |  |
|             | A'1 | 2.7 | 2.7 | 2.6 | 2.5 | 2.5 | 2.5 | 2.5 | 2.4 | 2.4 | 2.0 | 1.5 |  |  |  |  |  |
|             | B1  | 3.3 | 3.3 | 3.2 | 3.1 | 3.1 | 3.0 | 2.9 | 2.9 | 2.8 | 2.8 | 2.3 |  |  |  |  |  |
|             | B'1 | 3.5 | 3.5 | 3.5 | 3.5 | 3.5 | 3.5 | 3.5 | 3.4 | 3.3 | 3.2 | 2.7 |  |  |  |  |  |
| 直線配置        | A2  | 7.7 | 7.8 | 7.9 | 8.1 | 8.3 | 8.5 | 8.7 | 8.9 | 9.1 | 9.0 | 8.0 |  |  |  |  |  |
|             | B2  | 8.8 | 8.9 | 9.0 | 9.1 | 9.1 | 9.1 | 9.1 | 9.1 | 9.1 | 8.8 | 8.5 |  |  |  |  |  |
| 四角配置        | A4  | 7.4 | 7.2 | 7.2 | 7.3 | 7.2 | 7.2 | 7.6 | 7.4 | 7.6 | 8.2 | 8.0 |  |  |  |  |  |
|             | B4  | 7.6 | 8.0 | 8.2 | 8.2 | 8.6 | 8.7 | 8.4 | 8.8 | 8.7 | 8.8 | 8.5 |  |  |  |  |  |
| 壁からの距離 (最大) | A0  | 2.1 | 1.9 | 1.5 | 1.8 | 1.4 | 1.4 | 1.6 | 1.4 | 1.3 | 1.1 | 1.0 |  |  |  |  |  |
|             | B0  | 1.4 | 2.2 | 2.3 | 2.2 | 2.5 | 2.5 | 2.0 | 2.4 | 1.6 | 1.5 | 1.2 |  |  |  |  |  |

|             |  |  |  |  |  |  |  |  |  |  |  |  |  |  |  |  |  |
|-------------|--|--|--|--|--|--|--|--|--|--|--|--|--|--|--|--|--|
| 器具取付高さ (m)  |  |  |  |  |  |  |  |  |  |  |  |  |  |  |  |  |  |
| 単体配置        |  |  |  |  |  |  |  |  |  |  |  |  |  |  |  |  |  |
|             |  |  |  |  |  |  |  |  |  |  |  |  |  |  |  |  |  |
| 直線配置        |  |  |  |  |  |  |  |  |  |  |  |  |  |  |  |  |  |
|             |  |  |  |  |  |  |  |  |  |  |  |  |  |  |  |  |  |
| 四角配置        |  |  |  |  |  |  |  |  |  |  |  |  |  |  |  |  |  |
|             |  |  |  |  |  |  |  |  |  |  |  |  |  |  |  |  |  |
| 壁からの距離 (最大) |  |  |  |  |  |  |  |  |  |  |  |  |  |  |  |  |  |
|             |  |  |  |  |  |  |  |  |  |  |  |  |  |  |  |  |  |