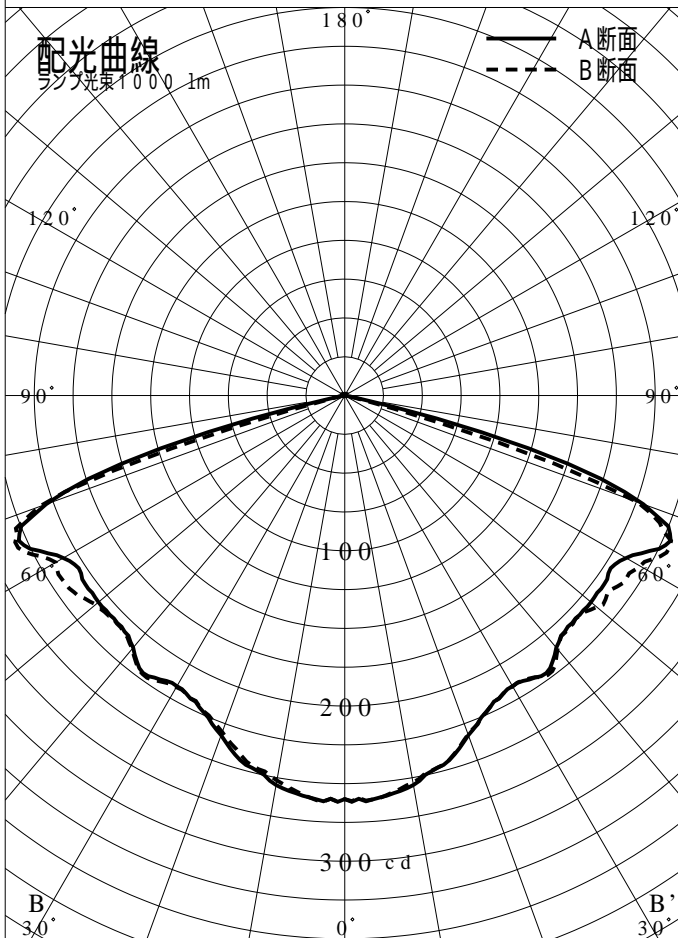
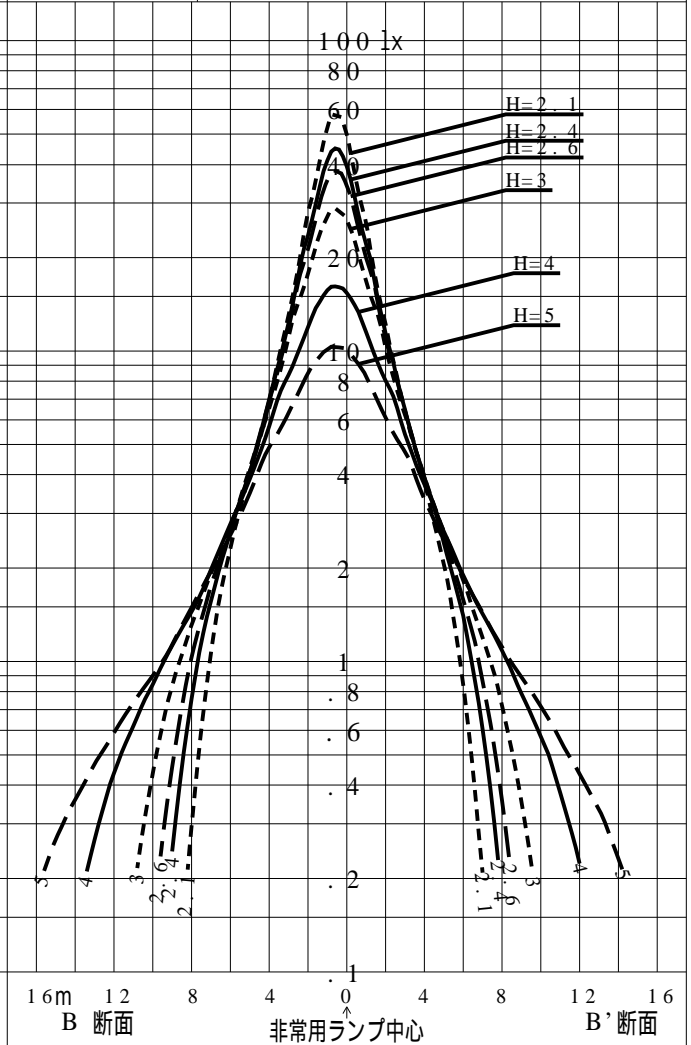
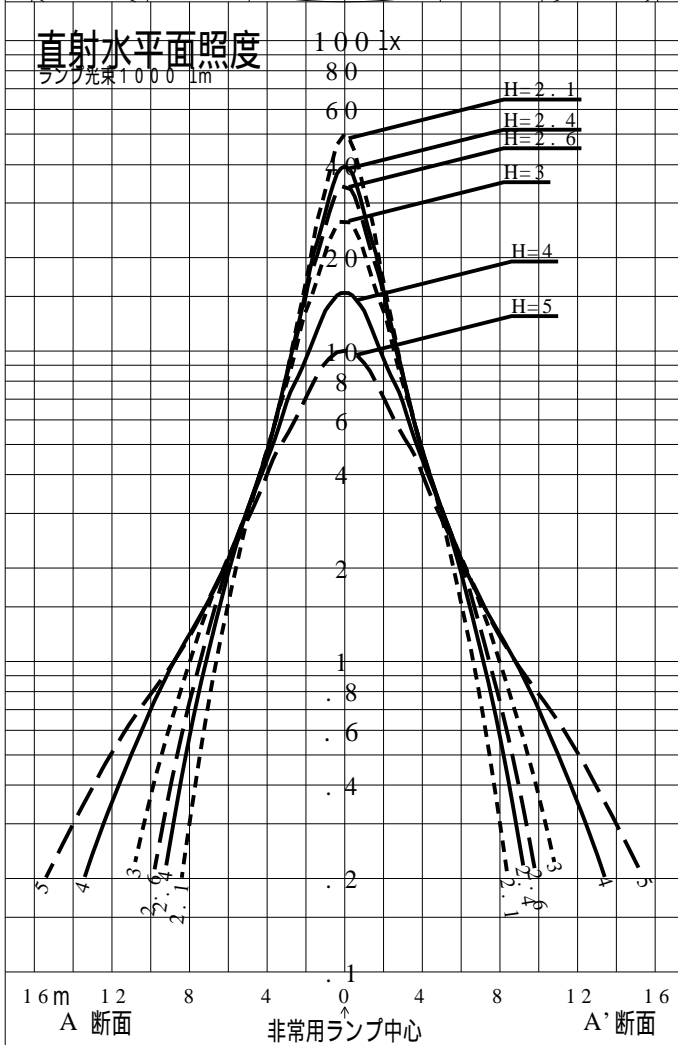


非常用照明器具特性



| | | | |
|-----------|-----------------|-------|-------|
| 品番 | XLG469KGN | | |
| 名称 | | | |
| 光源 | LED5000/98/715 | | |
| 管理番号 | K0173279(0)DR1 | | |
| 光束 | 7151m x 1.00 | | |
| 保守率 | 0.88 | | |
| 適用品番 | 設計照度Eを得るための読取照度 | | |
| | E=2.0 | E=1.0 | E=0.5 |
| XLG469KGN | 3.2 | 1.6 | 0.8 |
| 備考 | 非常点灯時の照度 (| | |



| | | | | |
|------|------------------|--|----|------------|
| 品番 | XLG469KGN | | | |
| 名称 | | | | |
| 光源 | LED5000/98/715 | | | |
| 管理番号 | K0173279(0)DR 1 | | | |
| 光束 | 715.0 1m * 1.00 | | 備考 | 非常点灯時の照度 (|
| 保守率 | 0.88 | | | |

非常灯配置表

| | | | | | | | | | | | | | | | | |
|-------------|-----|------|------|------|------|------|------|------|------|------|------|------|------|------|------|------|
| 器具取付高さ (m) | 2.1 | 2.2 | 2.3 | 2.4 | 2.5 | 2.6 | 2.7 | 2.8 | 2.9 | 3.0 | 3.1 | 3.2 | 3.3 | 3.4 | 3.5 | 3.6 |
| 単体配置 | A1 | 4.9 | 4.9 | 4.9 | 5.0 | 5.0 | 5.0 | 5.0 | 4.9 | 4.9 | 4.9 | 4.9 | 4.9 | 4.9 | 5.0 | 5.0 |
| | B1 | 5.5 | 5.5 | 5.6 | 5.6 | 5.6 | 5.6 | 5.6 | 5.6 | 5.6 | 5.7 | 5.7 | 5.7 | 5.7 | 5.7 | 5.7 |
| | B'1 | 4.3 | 4.4 | 4.4 | 4.5 | 4.5 | 4.5 | 4.5 | 4.5 | 4.5 | 4.5 | 4.5 | 4.5 | 4.5 | 4.5 | 4.5 |
| 直線配置 | A2 | 11.6 | 11.9 | 12.1 | 12.4 | 12.6 | 12.8 | 13.0 | 13.2 | 13.4 | 13.5 | 13.6 | 13.7 | 13.7 | 13.8 | 13.8 |
| | B2 | 11.8 | 12.1 | 12.4 | 12.6 | 12.9 | 13.1 | 13.3 | 13.4 | 13.6 | 13.7 | 13.9 | 14.0 | 14.1 | 14.1 | 14.2 |
| 四角配置 | A4 | 9.8 | 10.2 | 10.4 | 10.6 | 11.0 | 11.1 | 11.4 | 11.5 | 11.8 | 12.1 | 12.2 | 12.5 | 12.6 | 12.8 | 12.9 |
| | B4 | 9.8 | 10.0 | 10.3 | 10.6 | 10.8 | 11.2 | 11.4 | 11.8 | 11.9 | 12.1 | 12.3 | 12.4 | 12.7 | 12.8 | 13.0 |
| 壁からの距離 (最大) | A0 | 3.5 | 3.5 | 3.5 | 3.5 | 3.6 | 3.5 | 3.5 | 3.4 | 3.4 | 3.4 | 3.3 | 3.3 | 3.2 | 3.1 | 2.9 |
| | B0 | 2.8 | 2.8 | 2.8 | 2.9 | 2.8 | 2.9 | 2.9 | 2.9 | 2.8 | 2.8 | 2.7 | 2.6 | 2.5 | 2.4 | 2.3 |

| | | | | | | | | | | | | | | | | |
|-------------|-----|------|------|------|------|------|------|------|------|------|------|------|------|------|------|------|
| 器具取付高さ (m) | 3.7 | 3.8 | 3.9 | 4.0 | 4.1 | 4.2 | 4.3 | 4.4 | 4.5 | 5.0 | 5.5 | 6.0 | 6.5 | 7.0 | 7.5 | 8.0 |
| 単体配置 | A1 | 5.0 | 5.0 | 5.0 | 4.9 | 4.9 | 4.9 | 4.9 | 4.9 | 4.7 | 4.6 | 4.4 | 3.9 | 3.5 | 3.1 | 2.6 |
| | B1 | 5.7 | 5.7 | 5.6 | 5.6 | 5.6 | 5.5 | 5.5 | 5.5 | 5.3 | 5.2 | 5.0 | 4.6 | 4.1 | 3.6 | 3.1 |
| | B'1 | 4.5 | 4.5 | 4.5 | 4.5 | 4.5 | 4.5 | 4.4 | 4.4 | 4.3 | 4.2 | 4.0 | 3.9 | 3.4 | 3.0 | 2.5 |
| 直線配置 | A2 | 13.8 | 13.8 | 13.7 | 13.7 | 13.7 | 13.7 | 13.7 | 13.7 | 13.7 | 13.7 | 13.6 | 13.4 | 13.1 | 12.8 | 12.5 |
| | B2 | 14.2 | 14.2 | 14.2 | 14.2 | 14.2 | 14.2 | 14.2 | 14.3 | 14.3 | 14.3 | 14.1 | 13.9 | 13.6 | 13.3 | 13.0 |
| 四角配置 | A4 | 13.2 | 13.4 | 13.4 | 13.6 | 13.7 | 13.7 | 13.7 | 13.7 | 13.7 | 13.7 | 13.6 | 13.4 | 13.1 | 12.8 | 12.5 |
| | B4 | 13.3 | 13.4 | 13.6 | 13.6 | 13.6 | 13.8 | 14.0 | 14.0 | 14.2 | 14.3 | 14.1 | 13.9 | 13.6 | 13.3 | 13.0 |
| 壁からの距離 (最大) | A0 | 2.6 | 2.6 | 2.3 | 2.2 | 2.2 | 1.9 | 1.6 | 1.6 | 1.2 | 1.1 | 1.2 | 1.0 | 1.0 | 1.0 | 1.2 |
| | B0 | 1.9 | 1.6 | 1.5 | 1.2 | 1.1 | 1.1 | 1.1 | 1.1 | 1.1 | 1.0 | 1.0 | 1.0 | 1.1 | 1.1 | 1.0 |

| | | | | | | | | | | | | | | | | |
|-------------|-----|------|------|--|--|--|--|--|--|--|--|--|--|--|--|--|
| 器具取付高さ (m) | 8.5 | 9.0 | | | | | | | | | | | | | | |
| 単体配置 | A1 | 1.9 | ---- | | | | | | | | | | | | | |
| | B1 | 2.5 | ---- | | | | | | | | | | | | | |
| | B'1 | 1.4 | ---- | | | | | | | | | | | | | |
| 直線配置 | A2 | 11.9 | 11.2 | | | | | | | | | | | | | |
| | B2 | 12.2 | 11.5 | | | | | | | | | | | | | |
| 四角配置 | A4 | 11.9 | 11.2 | | | | | | | | | | | | | |
| | B4 | 12.2 | 11.5 | | | | | | | | | | | | | |
| 壁からの距離 (最大) | A0 | 1.2 | 1.0 | | | | | | | | | | | | | |
| | B0 | 1.0 | 1.0 | | | | | | | | | | | | | |