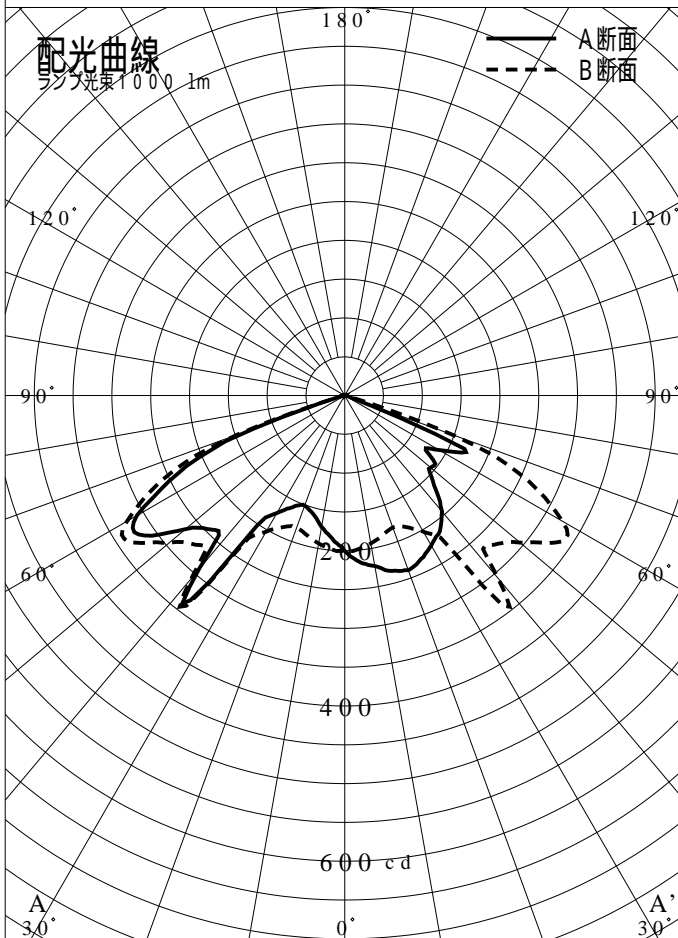
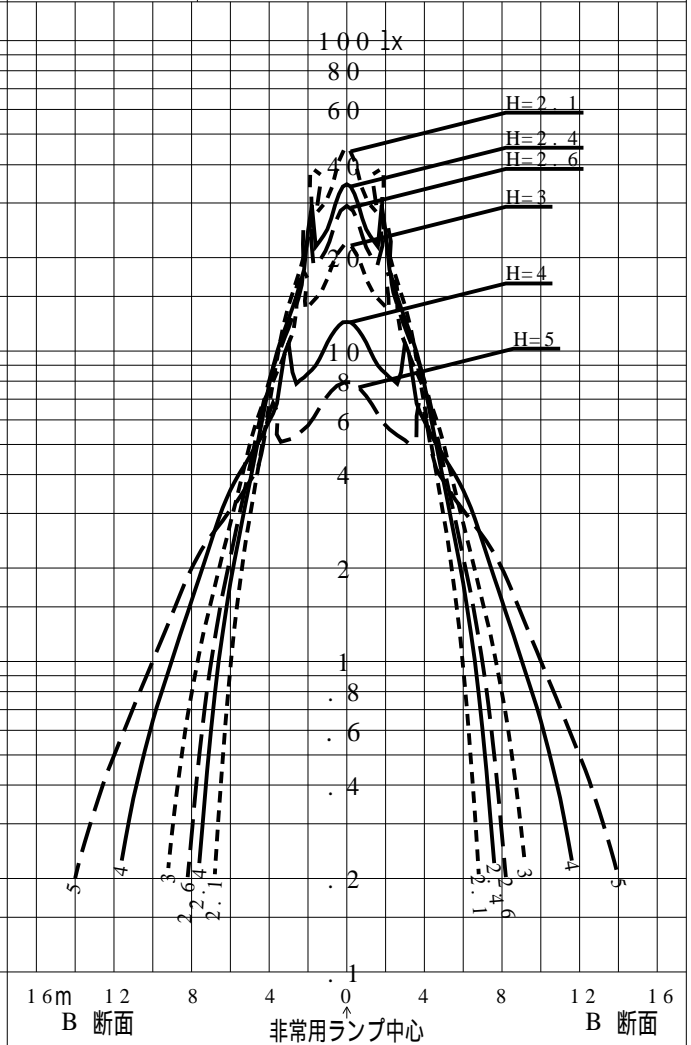
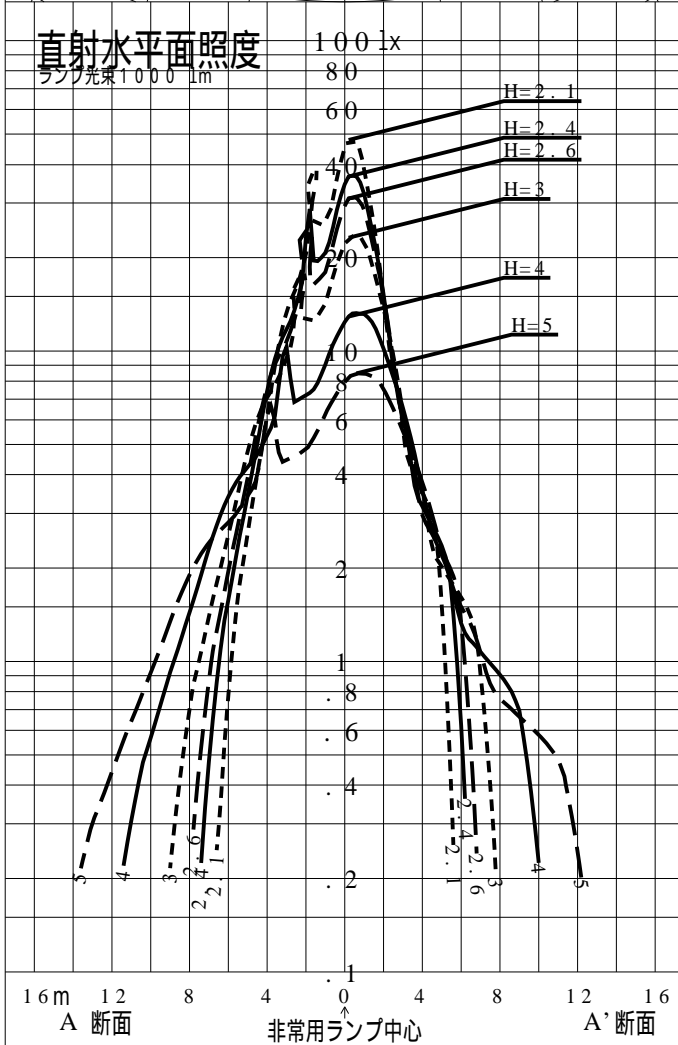


# 非常用照明器具特性



|           |                 |       |       |
|-----------|-----------------|-------|-------|
| 品番        | NNCF50130       |       |       |
| 名称        |                 |       |       |
| 光源        | LED5000/97/455  |       |       |
| 管理番号      | K0167467(2)DR1  |       |       |
| 光束        | 455lm x 1.00    |       |       |
| 保守率       | 0.92            |       |       |
| 適用品番      | 設計照度Eを得るための読取照度 |       |       |
|           | E=2.0           | E=1.0 | E=0.5 |
| NNCF50130 | 4.8             | 2.4   | 1.2   |
| 備考        | 非常点灯時の照度(30分後)  |       |       |



|      |                 |  |  |    |                 |
|------|-----------------|--|--|----|-----------------|
| 品番   | NNCF50130       |  |  |    |                 |
| 名称   |                 |  |  |    |                 |
| 光源   | LED5000/97/455  |  |  |    |                 |
| 管理番号 | K0167467(2)DR 1 |  |  |    |                 |
| 光束   | 455.0 1m * 1.00 |  |  | 備考 | 非常点灯時の照度 (30分後) |
| 保守率  | 0.92            |  |  |    |                 |

非常灯配置表

|             |     |      |      |      |      |      |      |      |      |      |      |      |      |      |      |      |      |
|-------------|-----|------|------|------|------|------|------|------|------|------|------|------|------|------|------|------|------|
| 器具取付高さ (m)  |     | 2.1  | 2.2  | 2.3  | 2.4  | 2.5  | 2.6  | 2.7  | 2.8  | 2.9  | 3.0  | 3.1  | 3.2  | 3.3  | 3.4  | 3.5  | 3.6  |
| 単体配置        | A1  | 4.3  | 4.4  | 4.5  | 4.6  | 4.7  | 4.7  | 4.8  | 4.9  | 5.0  | 5.0  | 5.0  | 5.1  | 5.1  | 5.1  | 5.0  | 5.0  |
|             | A'1 | 3.2  | 3.2  | 3.3  | 3.3  | 3.4  | 3.4  | 3.4  | 3.4  | 3.4  | 3.4  | 3.4  | 3.4  | 3.4  | 3.5  | 3.5  | 3.5  |
|             | B1  | 4.4  | 4.5  | 4.6  | 4.7  | 4.8  | 4.8  | 4.9  | 5.0  | 5.0  | 5.1  | 5.1  | 5.2  | 5.2  | 5.2  | 5.2  | 5.2  |
| 直線配置        | A2  | 7.9  | 8.1  | 8.3  | 8.5  | 8.7  | 8.9  | 9.1  | 9.3  | 9.5  | 9.6  | 9.8  | 10.0 | 10.2 | 10.3 | 10.5 | 10.6 |
|             | B2  | 10.3 | 10.6 | 10.8 | 11.1 | 11.4 | 11.6 | 11.8 | 12.0 | 12.2 | 12.4 | 12.6 | 12.8 | 13.0 | 13.1 | 13.3 | 13.4 |
| 四角配置        | A4  | 7.5  | 7.7  | 8.0  | 8.1  | 8.3  | 8.6  | 8.7  | 8.8  | 9.0  | 9.2  | 9.4  | 9.5  | 9.7  | 9.8  | 10.0 | 10.1 |
|             | B4  | 8.6  | 9.0  | 9.2  | 9.6  | 9.8  | 10.0 | 10.3 | 10.6 | 10.8 | 11.0 | 11.1 | 11.4 | 11.5 | 11.8 | 11.9 | 12.1 |
| 壁からの距離 (最大) | A0  | 2.5  | 2.6  | 2.6  | 2.6  | 2.7  | 2.7  | 2.8  | 2.6  | 2.8  | 2.8  | 2.8  | 2.7  | 2.8  | 2.8  | 2.8  | 2.8  |
|             | B0  | 2.9  | 3.1  | 3.0  | 3.0  | 3.0  | 3.0  | 3.0  | 3.1  | 3.1  | 3.0  | 2.8  | 3.2  | 2.5  | 2.7  | 2.0  | 2.1  |

|             |     |      |      |      |      |      |      |      |      |      |      |      |      |  |  |  |  |
|-------------|-----|------|------|------|------|------|------|------|------|------|------|------|------|--|--|--|--|
| 器具取付高さ (m)  |     | 3.7  | 3.8  | 3.9  | 4.0  | 4.1  | 4.2  | 4.3  | 4.4  | 4.5  | 5.0  | 5.5  | 6.0  |  |  |  |  |
| 単体配置        | A1  | 4.9  | 4.7  | 4.5  | 4.4  | 4.4  | 4.3  | 4.2  | 4.2  | 4.1  | 2.2  | 1.4  | ---- |  |  |  |  |
|             | A'1 | 3.5  | 3.5  | 3.6  | 3.6  | 3.6  | 3.6  | 3.6  | 3.6  | 3.6  | 3.5  | 3.2  | ---- |  |  |  |  |
|             | B1  | 5.1  | 5.0  | 4.9  | 4.9  | 4.8  | 4.7  | 4.6  | 4.5  | 4.5  | 4.4  | 2.2  | ---- |  |  |  |  |
| 直線配置        | A2  | 10.7 | 10.9 | 11.0 | 11.1 | 11.1 | 11.2 | 11.0 | 11.0 | 10.9 | 10.8 | 9.3  | 8.1  |  |  |  |  |
|             | B2  | 13.6 | 13.7 | 13.9 | 14.0 | 14.1 | 14.2 | 14.3 | 14.4 | 14.4 | 14.3 | 13.8 | 12.4 |  |  |  |  |
| 四角配置        | A4  | 10.3 | 10.4 | 10.6 | 10.8 | 10.8 | 10.8 | 10.8 | 10.6 | 10.5 | 10.6 | 9.3  | 8.1  |  |  |  |  |
|             | B4  | 12.2 | 12.4 | 12.5 | 12.6 | 12.9 | 13.1 | 13.4 | 13.8 | 14.2 | 14.3 | 13.8 | 12.4 |  |  |  |  |
| 壁からの距離 (最大) | A0  | 2.7  | 2.7  | 2.7  | 2.8  | 2.7  | 2.6  | 2.3  | 2.0  | 1.5  | 1.0  | 1.1  | 1.0  |  |  |  |  |
|             | B0  | 1.8  | 1.8  | 1.7  | 1.5  | 1.5  | 1.4  | 1.4  | 1.5  | 1.6  | 1.2  | 1.2  | 1.0  |  |  |  |  |

|             |  |  |  |  |  |  |  |  |  |  |  |  |  |  |  |  |  |
|-------------|--|--|--|--|--|--|--|--|--|--|--|--|--|--|--|--|--|
| 器具取付高さ (m)  |  |  |  |  |  |  |  |  |  |  |  |  |  |  |  |  |  |
| 単体配置        |  |  |  |  |  |  |  |  |  |  |  |  |  |  |  |  |  |
|             |  |  |  |  |  |  |  |  |  |  |  |  |  |  |  |  |  |
| 直線配置        |  |  |  |  |  |  |  |  |  |  |  |  |  |  |  |  |  |
|             |  |  |  |  |  |  |  |  |  |  |  |  |  |  |  |  |  |
| 四角配置        |  |  |  |  |  |  |  |  |  |  |  |  |  |  |  |  |  |
|             |  |  |  |  |  |  |  |  |  |  |  |  |  |  |  |  |  |
| 壁からの距離 (最大) |  |  |  |  |  |  |  |  |  |  |  |  |  |  |  |  |  |
|             |  |  |  |  |  |  |  |  |  |  |  |  |  |  |  |  |  |