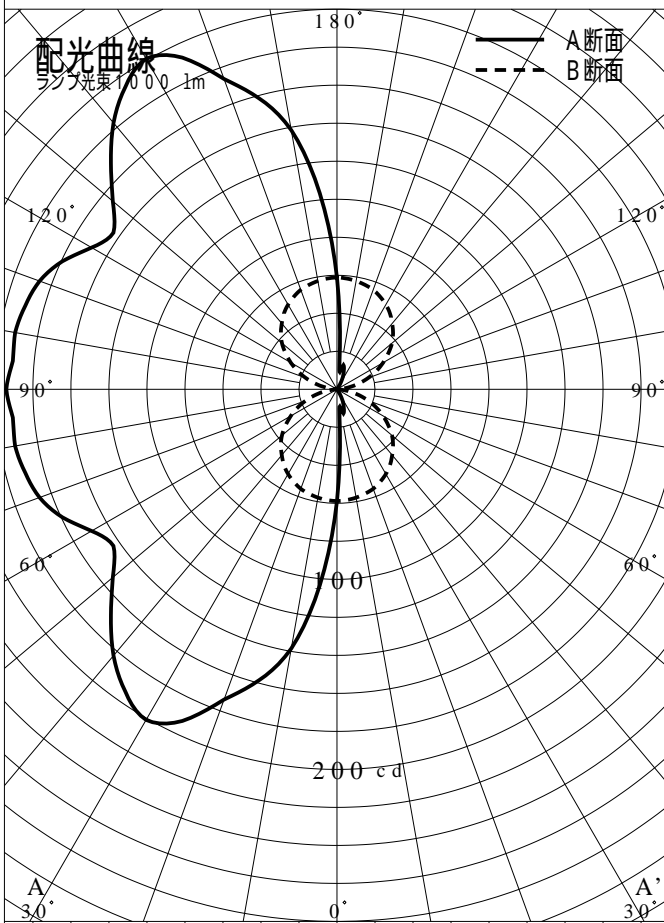
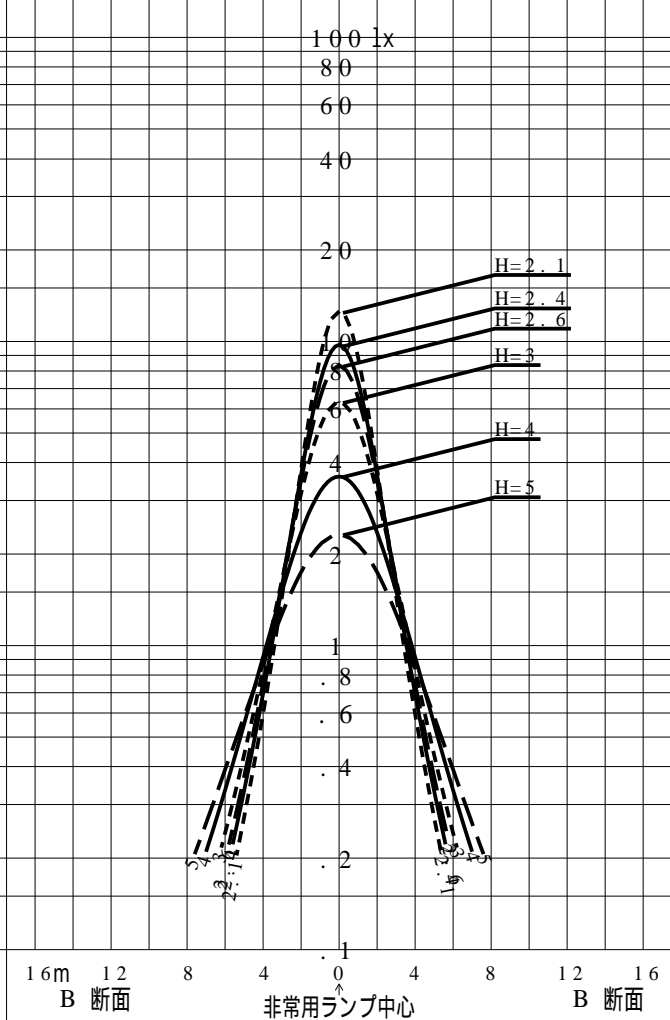
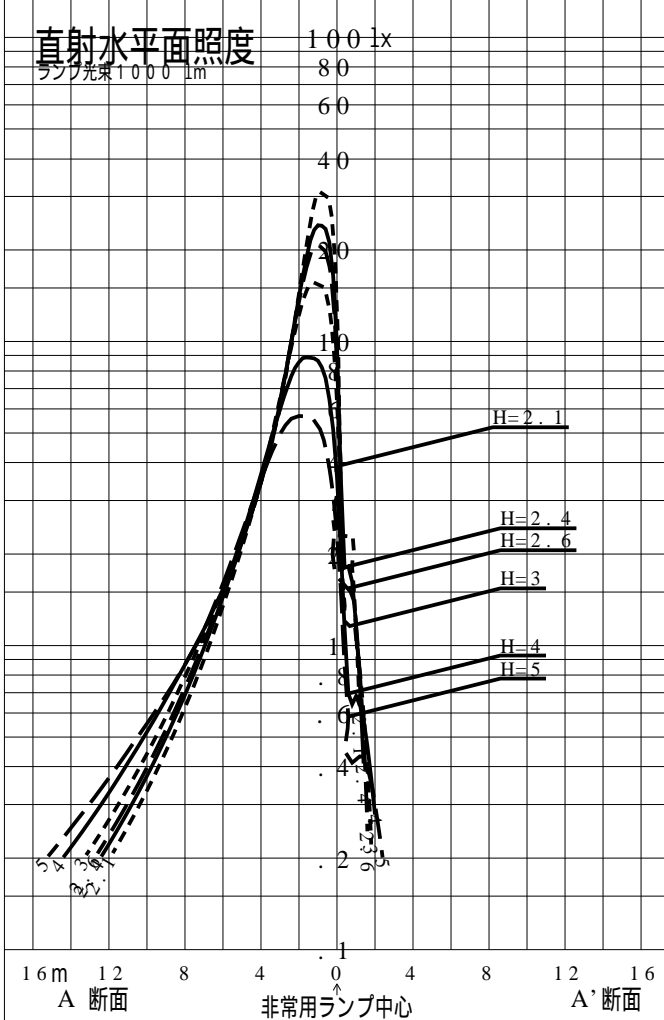


# 非常用照明器具特性



|            |                             |        |        |
|------------|-----------------------------|--------|--------|
| 品番         | NNFF41830Z                  |        |        |
| 名称         |                             |        |        |
| 光源         | LDL40S. N/ 29/ 38 K( 1900 ) |        |        |
| 管理番号       | K0148544( 2 ) DR1           |        |        |
| 光束         | 1900mm x 1.00               |        |        |
| 保守率        | 0.77                        |        |        |
| 適用品番       | 設計照度Eを得るための読取照度             |        |        |
|            | E= 2.0                      | E= 1.0 | E= 0.5 |
| NNFF41830Z | 1.4                         | 0.7    | 0.3    |

備考 非常点灯時の照度 ( 30分後)



|      |                           |  |    |                 |
|------|---------------------------|--|----|-----------------|
| 品番   | NNFF41830Z                |  |    |                 |
| 名称   |                           |  |    |                 |
| 光源   | LDL40S. N/ 29/ 38K( 1900) |  |    |                 |
| 管理番号 | K0148544( 2) DR 1         |  |    |                 |
| 光束   | 1900.0 1m * 1.00          |  | 備考 | 非常点灯時の照度 (30分後) |
| 保守率  | 0.77                      |  |    |                 |

非常灯配置表

| 器具取付高さ (m)     |      | 2.1  | 2.2  | 2.3  | 2.4  | 2.5  | 2.6  | 2.7  | 2.8  | 2.9  | 3.0  | 3.1  | 3.2  | 3.3  | 3.4  | 3.5  | 3.6  |
|----------------|------|------|------|------|------|------|------|------|------|------|------|------|------|------|------|------|------|
| 単体配置           | A1   | ---- | ---- | ---- | ---- | ---- | ---- | ---- | ---- | ---- | ---- | ---- | ---- | ---- | ---- | ---- | ---- |
|                | A' 1 | ---- | ---- | ---- | ---- | ---- | ---- | ---- | ---- | ---- | ---- | ---- | ---- | ---- | ---- | ---- | ---- |
|                | B1   | ---- | ---- | ---- | ---- | ---- | ---- | ---- | ---- | ---- | ---- | ---- | ---- | ---- | ---- | ---- | ---- |
| 直線配置           | A2   | 7.4  | 7.6  | 7.7  | 7.8  | 7.9  | 7.9  | 8.1  | 8.1  | 8.2  | 8.4  | 8.4  | 8.5  | 8.5  | 8.6  | 8.7  | 8.8  |
|                | B2   | 2.6  | 2.9  | 3.1  | 3.2  | 3.3  | 3.3  | 3.4  | 3.4  | 3.3  | 3.1  | 2.8  | 2.7  | 2.5  | 2.2  | 2.0  | 1.7  |
| 四角配置           | A4   | 7.4  | 7.6  | 7.7  | 7.8  | 7.9  | 7.9  | 8.1  | 8.1  | 8.2  | 8.3  | 8.4  | 8.4  | 8.4  | 8.5  | 8.4  | 8.5  |
|                | B4   | 2.6  | 2.9  | 3.1  | 3.2  | 3.3  | 3.3  | 3.4  | 3.4  | 3.3  | 3.1  | 2.8  | 2.7  | 2.5  | 2.2  | 2.0  | 1.7  |
| 壁からの距離<br>(最大) | A0   | 1.0  | 1.0  | 1.0  | 1.0  | 1.0  | 1.0  | 1.0  | 1.0  | 1.0  | 1.0  | 1.0  | 1.0  | 1.0  | 1.0  | 1.0  | 1.0  |
|                | B0   | 1.0  | 1.0  | 1.0  | 1.0  | 1.0  | 1.0  | 1.0  | 1.0  | 1.0  | 1.0  | 1.0  | 1.0  | 1.0  | 1.0  | 1.0  | 1.0  |

| 器具取付高さ (m)     |      | 3.7  |  |  |  |  |  |  |  |  |  |  |  |  |  |  |  |
|----------------|------|------|--|--|--|--|--|--|--|--|--|--|--|--|--|--|--|
| 単体配置           | A1   | ---- |  |  |  |  |  |  |  |  |  |  |  |  |  |  |  |
|                | A' 1 | ---- |  |  |  |  |  |  |  |  |  |  |  |  |  |  |  |
|                | B1   | ---- |  |  |  |  |  |  |  |  |  |  |  |  |  |  |  |
| 直線配置           | A2   | 8.8  |  |  |  |  |  |  |  |  |  |  |  |  |  |  |  |
|                | B2   | 1.3  |  |  |  |  |  |  |  |  |  |  |  |  |  |  |  |
| 四角配置           | A4   | 8.5  |  |  |  |  |  |  |  |  |  |  |  |  |  |  |  |
|                | B4   | 1.3  |  |  |  |  |  |  |  |  |  |  |  |  |  |  |  |
| 壁からの距離<br>(最大) | A0   | 1.0  |  |  |  |  |  |  |  |  |  |  |  |  |  |  |  |
|                | B0   | 1.0  |  |  |  |  |  |  |  |  |  |  |  |  |  |  |  |

| 器具取付高さ (m)     |  |  |  |  |  |  |  |  |  |  |  |  |  |  |  |  |  |
|----------------|--|--|--|--|--|--|--|--|--|--|--|--|--|--|--|--|--|
| 単体配置           |  |  |  |  |  |  |  |  |  |  |  |  |  |  |  |  |  |
|                |  |  |  |  |  |  |  |  |  |  |  |  |  |  |  |  |  |
|                |  |  |  |  |  |  |  |  |  |  |  |  |  |  |  |  |  |
| 直線配置           |  |  |  |  |  |  |  |  |  |  |  |  |  |  |  |  |  |
|                |  |  |  |  |  |  |  |  |  |  |  |  |  |  |  |  |  |
| 四角配置           |  |  |  |  |  |  |  |  |  |  |  |  |  |  |  |  |  |
|                |  |  |  |  |  |  |  |  |  |  |  |  |  |  |  |  |  |
| 壁からの距離<br>(最大) |  |  |  |  |  |  |  |  |  |  |  |  |  |  |  |  |  |
|                |  |  |  |  |  |  |  |  |  |  |  |  |  |  |  |  |  |

階段配置表

| 器具取付高さ (m) |       |    | 1.0 | 1.5 | 2.0 | 2.5 | 3.0 | 4.0 | 5.0 | 6.0 |  |  |
|------------|-------|----|-----|-----|-----|-----|-----|-----|-----|-----|--|--|
| Y=1.0 (m)  | 2.0Lx | X+ | 4.7 | 5.3 | 5.7 | 6.0 | 6.2 | 6.3 | 6.3 | 6.4 |  |  |
|            |       | X- | 0.5 | 0.6 | 0.7 | 0.3 | 0.3 | 0.2 | 0.2 | 0.0 |  |  |
| Y=1.5 (m)  | 1.0Lx | X+ | 6.1 | 6.9 | 7.5 | 8.0 | 8.4 | 8.8 | 8.9 | 8.9 |  |  |
|            | 2.0Lx | X+ | 4.5 | 5.1 | 5.6 | 5.9 | 6.0 | 6.1 | 6.2 | 6.3 |  |  |
| Y=2.0 (m)  |       | X- | 0.2 | 0.4 | 0.3 | 0.3 | 0.3 | 0.2 | 0.1 | 0.0 |  |  |
|            | 1.0Lx | X+ | 5.9 | 6.8 | 7.4 | 7.9 | 8.2 | 8.7 | 8.8 | 8.9 |  |  |
| Y=2.0 (m)  | 2.0Lx | X+ | 4.2 | 4.9 | 5.3 | 5.6 | 5.8 | 5.9 | 6.1 |     |  |  |
|            |       | X- | 0.1 | 0.1 | 0.2 | 0.2 | 0.2 | 0.2 | 0.1 |     |  |  |
|            | 1.0Lx | X+ | 5.7 | 6.6 | 7.2 | 7.7 | 8.1 | 8.5 | 8.7 |     |  |  |