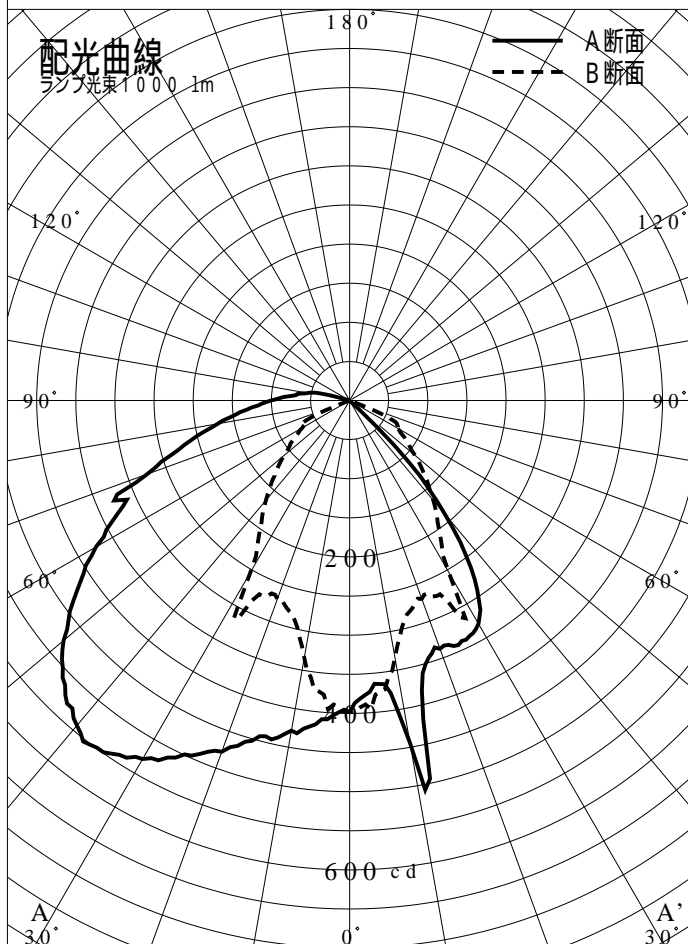
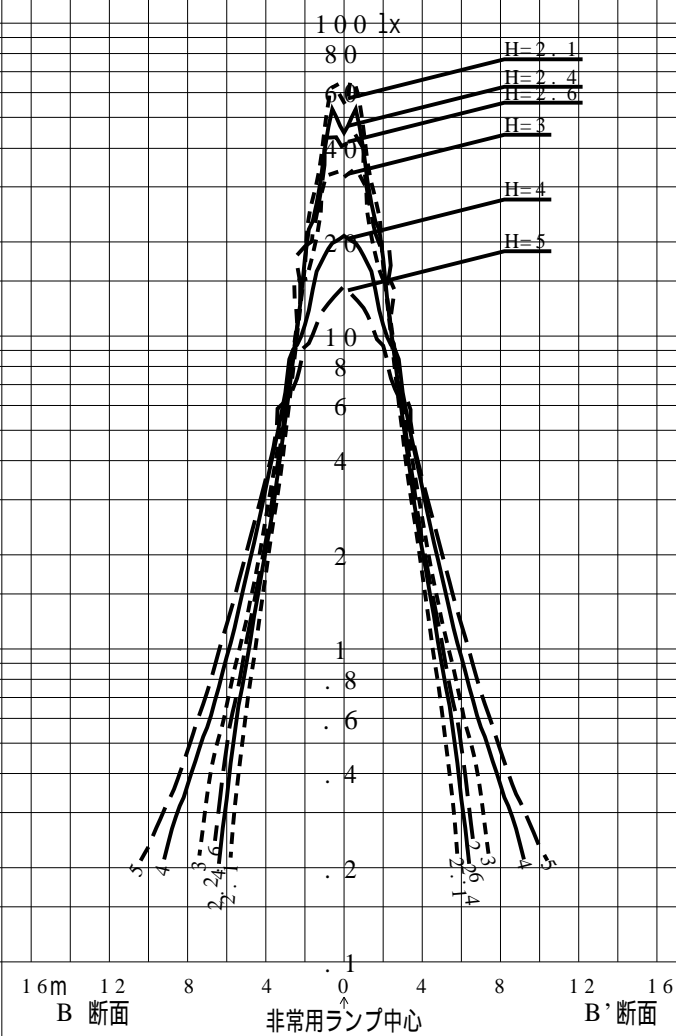
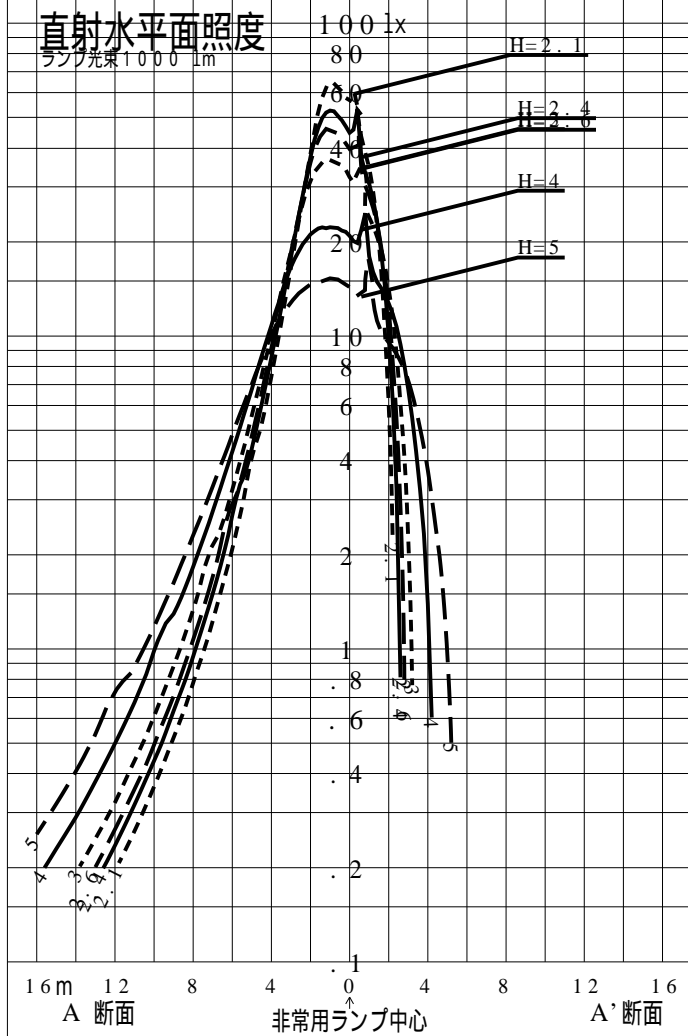


# 非常用照明器具特性



|                         |                         |       |       |
|-------------------------|-------------------------|-------|-------|
| 品番                      | XLF436PTNJ ( CEI LI NG) |       |       |
| 名称                      |                         |       |       |
| 光源                      | LED5000/98/480          |       |       |
| 管理番号                    | K0151838(1)DR1          |       |       |
| 光束                      | 960mm x 1.00            |       |       |
| 保守率                     | 0.93                    |       |       |
| 適用品番                    | 設計照度Eを得るための読取照度         |       |       |
|                         | E=2.0                   | E=1.0 | E=0.5 |
| XLF436PTNJ ( CEI LI NG) | 2.2                     | 1.1   | 0.6   |
| 備考                      | 非常点灯時の照度 ( 60分後)        |       |       |



|      |                        |  |    |                 |
|------|------------------------|--|----|-----------------|
| 品番   | XLF436PTNJ ( CEILING ) |  |    |                 |
| 名称   |                        |  |    |                 |
| 光源   | LED5000/98/480         |  |    |                 |
| 管理番号 | K0151838(15)DR 1       |  |    |                 |
| 光束   | 960.0 1m * 1.00        |  | 備考 | 非常点灯時の照度 (60分後) |
| 保守率  | 0.93                   |  |    |                 |

非常灯配置表

|             |     |     |     |     |     |     |     |     |     |      |      |      |      |      |      |      |      |
|-------------|-----|-----|-----|-----|-----|-----|-----|-----|-----|------|------|------|------|------|------|------|------|
| 器具取付高さ (m)  |     | 2.1 | 2.2 | 2.3 | 2.4 | 2.5 | 2.6 | 2.7 | 2.8 | 2.9  | 3.0  | 3.1  | 3.2  | 3.3  | 3.4  | 3.5  | 3.6  |
| 単体配置        | A1  | 5.9 | 6.0 | 6.2 | 6.3 | 6.4 | 6.5 | 6.7 | 6.8 | 6.9  | 6.9  | 6.9  | 6.9  | 7.0  | 7.1  | 7.2  | 7.2  |
|             | A'1 | 2.2 | 2.3 | 2.4 | 2.5 | 2.6 | 2.7 | 2.7 | 2.8 | 2.9  | 3.0  | 3.1  | 3.2  | 3.3  | 3.3  | 3.4  | 3.5  |
|             | B1  | 3.8 | 3.8 | 3.9 | 3.9 | 4.0 | 4.0 | 4.0 | 4.1 | 4.2  | 4.2  | 4.2  | 4.3  | 4.3  | 4.4  | 4.4  | 4.5  |
| 直線配置        | A2  | 8.2 | 8.5 | 8.7 | 9.0 | 9.2 | 9.4 | 9.7 | 9.9 | 10.1 | 10.1 | 10.5 | 10.5 | 10.7 | 10.9 | 11.1 | 11.2 |
|             | B2  | 7.6 | 7.9 | 8.2 | 8.5 | 8.8 | 9.0 | 9.3 | 9.5 | 9.7  | 9.9  | 10.1 | 10.3 | 10.4 | 10.8 | 10.8 | 10.9 |
| 四角配置        | A4  | 7.4 | 7.4 | 7.8 | 7.7 | 7.9 | 7.9 | 8.4 | 8.5 | 8.7  | 8.8  | 8.9  | 9.2  | 9.2  | 9.4  | 9.6  | 9.7  |
|             | B4  | 7.6 | 7.9 | 8.2 | 8.5 | 8.8 | 9.0 | 9.0 | 9.2 | 9.4  | 9.6  | 9.9  | 9.8  | 10.2 | 10.3 | 10.3 | 10.5 |
| 壁からの距離 (最大) | A0  | 1.0 | 1.0 | 1.0 | 1.0 | 1.0 | 1.0 | 1.1 | 1.1 | 1.1  | 1.2  | 1.2  | 1.3  | 1.2  | 1.3  | 1.4  | 1.4  |
|             | B0  | 2.5 | 2.8 | 2.7 | 2.9 | 2.9 | 3.2 | 3.1 | 3.1 | 3.2  | 3.3  | 3.4  | 3.3  | 3.6  | 3.5  | 3.5  | 3.6  |

|             |     |      |      |      |      |      |      |      |      |      |      |      |      |      |      |      |      |
|-------------|-----|------|------|------|------|------|------|------|------|------|------|------|------|------|------|------|------|
| 器具取付高さ (m)  |     | 3.7  | 3.8  | 3.9  | 4.0  | 4.1  | 4.2  | 4.3  | 4.4  | 4.5  | 5.0  | 5.5  | 6.0  | 6.5  | 7.0  | 7.5  | 8.0  |
| 単体配置        | A1  | 7.3  | 7.4  | 7.5  | 7.5  | 7.6  | 7.6  | 7.7  | 7.8  | 7.8  | 8.1  | 8.3  | 8.5  | 8.7  | 8.8  | 8.9  | 9.0  |
|             | A'1 | 3.6  | 3.7  | 3.7  | 3.8  | 3.9  | 4.0  | 4.1  | 4.1  | 4.2  | 4.5  | 4.8  | 5.0  | 5.3  | 5.4  | 5.6  | 5.7  |
|             | B1  | 4.5  | 4.5  | 4.6  | 4.6  | 4.6  | 4.6  | 4.7  | 4.7  | 4.7  | 4.8  | 4.9  | 5.0  | 5.0  | 5.0  | 5.0  | 5.1  |
| 直線配置        | A2  | 11.4 | 11.6 | 11.8 | 12.0 | 12.1 | 12.3 | 12.5 | 12.7 | 12.8 | 13.7 | 14.4 | 15.1 | 15.8 | 16.4 | 17.0 | 17.6 |
|             | B2  | 11.1 | 11.2 | 11.3 | 11.4 | 11.5 | 11.6 | 11.7 | 11.8 | 11.9 | 12.3 | 12.5 | 13.0 | 13.1 | 13.3 | 13.4 | 13.5 |
| 四角配置        | A4  | 9.9  | 10.2 | 10.2 | 10.6 | 10.6 | 11.0 | 11.2 | 11.2 | 11.4 | 12.3 | 13.0 | 14.0 | 14.5 | 14.8 | 15.5 | 16.0 |
|             | B4  | 10.6 | 10.6 | 10.8 | 10.7 | 11.0 | 10.9 | 11.0 | 11.2 | 11.3 | 11.7 | 12.2 | 12.2 | 12.7 | 13.2 | 13.4 | 13.5 |
| 壁からの距離 (最大) | A0  | 1.4  | 1.6  | 1.5  | 1.8  | 1.6  | 1.8  | 1.8  | 1.8  | 1.8  | 2.0  | 2.1  | 2.4  | 2.2  | 1.2  | 1.0  | 1.1  |
|             | B0  | 3.5  | 3.6  | 3.6  | 3.5  | 3.7  | 3.5  | 3.6  | 3.6  | 3.6  | 3.6  | 3.7  | 3.3  | 3.6  | 3.7  | 3.5  | 3.5  |

|             |     |      |      |      |      |      |      |      |      |      |      |  |  |  |  |  |  |
|-------------|-----|------|------|------|------|------|------|------|------|------|------|--|--|--|--|--|--|
| 器具取付高さ (m)  |     | 8.5  | 9.0  | 9.5  | 10.0 | 10.5 | 11.0 | 11.5 | 12.0 | 12.5 | 13.0 |  |  |  |  |  |  |
| 単体配置        | A1  | 9.0  | 9.0  | 8.9  | 8.8  | 8.7  | 8.5  | 8.1  | 7.6  | 6.8  | ---- |  |  |  |  |  |  |
|             | A'1 | 5.7  | 5.7  | 5.6  | 5.5  | 5.1  | 4.4  | 3.7  | 3.3  | 3.2  | ---- |  |  |  |  |  |  |
|             | B1  | 5.2  | 4.7  | 4.6  | 3.8  | 3.2  | 2.8  | 2.4  | 2.0  | 1.6  | ---- |  |  |  |  |  |  |
| 直線配置        | A2  | 18.1 | 18.6 | 19.0 | 19.3 | 19.6 | 19.8 | 19.9 | 20.1 | 20.0 | 13.6 |  |  |  |  |  |  |
|             | B2  | 13.6 | 13.6 | 13.6 | 13.5 | 13.3 | 13.2 | 13.0 | 12.9 | 12.7 | 12.0 |  |  |  |  |  |  |
| 四角配置        | A4  | 16.6 | 17.2 | 18.0 | 18.4 | 19.2 | 19.5 | 19.9 | 20.1 | 20.0 | 13.6 |  |  |  |  |  |  |
|             | B4  | 13.6 | 13.6 | 13.6 | 13.5 | 13.3 | 13.2 | 13.0 | 12.9 | 12.6 | 12.0 |  |  |  |  |  |  |
| 壁からの距離 (最大) | A0  | 1.1  | 1.2  | 1.1  | 1.1  | 1.0  | 1.1  | 1.0  | 1.0  | 1.1  | 1.0  |  |  |  |  |  |  |
|             | B0  | 3.3  | 3.0  | 2.5  | 2.4  | 1.8  | 1.7  | 1.0  | 1.2  | 1.3  | 1.0  |  |  |  |  |  |  |

階段配置表

|            |       |    |     |     |     |     |     |     |      |      |      |      |
|------------|-------|----|-----|-----|-----|-----|-----|-----|------|------|------|------|
| 器具取付高さ (m) |       |    | 1.0 | 1.5 | 2.0 | 2.5 | 3.0 | 4.0 | 5.0  | 6.0  | 7.0  | 8.0  |
| Y=1.0 (m)  | 2.0Lx | X+ | 4.1 | 4.9 | 5.6 | 6.2 | 6.7 | 7.4 | 8.0  | 8.4  | 8.7  | 8.8  |
|            |       | X- | 1.1 | 1.5 | 2.0 | 2.5 | 2.9 | 3.7 | 4.3  | 4.8  | 5.2  | 5.4  |
|            | 1.0Lx | X+ | 5.1 | 6.1 | 6.9 | 7.6 | 8.3 | 9.5 | 10.1 | 10.8 | 11.3 | 11.8 |
| Y=1.5 (m)  | 2.0Lx | X+ | 3.9 | 4.7 | 5.4 | 6.1 | 6.6 | 7.3 | 7.9  | 8.3  | 8.6  | 8.7  |
|            |       | X- | 1.0 | 1.5 | 1.9 | 2.4 | 2.8 | 3.5 | 4.2  | 4.6  | 4.9  | 5.1  |
|            | 1.0Lx | X+ | 4.9 | 5.9 | 6.8 | 7.5 | 8.2 | 9.4 | 10.0 | 10.7 | 11.3 | 11.7 |
| Y=2.0 (m)  | 2.0Lx | X+ | 3.6 | 4.5 | 5.2 | 5.9 | 6.4 | 7.1 | 7.7  | 8.1  | 8.4  | 8.5  |
|            |       | X- | 0.7 | 1.3 | 1.8 | 2.2 | 2.7 | 3.3 | 3.9  | 4.4  | 4.6  | 4.7  |
|            | 1.0Lx | X+ | 4.7 | 5.7 | 6.6 | 7.3 | 8.0 | 9.3 | 9.9  | 10.6 | 11.2 | 11.6 |